



CONCEPTUAL MASTER PLAN

BASE PLAN \$12.9M

- 1A** — Two-Story Elementary, Music and Art Rooms Addition
- 1B** — Core Space Addition; Secure Entrance, Commons, Cafeteria, Flexible Space, Kitchen, Elevator
- 1C** — Replacement of the 1900, 1934, and 1954 antiquated portions of the existing building
- 1D** — HVAC, Plumbing, Electrical System Upgrades
- 1E** — Site Safety Improvements: Bus Barn Relocation, Parking Area and Drop-off/Pick-up Upgrades
- 2A** — Renovated and Expanded Multi-Purpose Space into Gym, Locker Room Updates
- 2B** — Industrial Art STEW Addition
- 2C** — Staff/Event Parking

BASE PLAN+PROJECT 2 \$16.3M (\$12.9M+\$3.4M)



THE REFERENDUM QUESTIONS

QUESTION 1 : \$12,900,000

This question asks voters to allow the Barneveld School District to borrow an amount not to exceed \$ 12,900,000 for a school improvement program consisting of: demolition of the oldest portion of the existing school building; construction of an addition for a new elementary school, music rooms and art rooms; construction of a new secure entrance, cafeteria, commons and kitchen; upgrades to restrooms, HVAC and plumbing and electrical systems; site improvements; and acquisition of related furnishings, fixtures and equipment.

QUESTION 2 : \$3,400,000

This question asks voters to allow the Barneveld School District to borrow an amount not to exceed \$ 3,400,000 for a school improvement program consisting of: conversion and expansion of the Multi-Purpose Room to become the main gymnasium; construction of an addition for a new technical education and industrial arts wing; improvements to the locker rooms; site improvements; and acquisition of related furnishings, fixtures and equipment.

Join us to learn more at a **Community Information Nights**
October 4 | **October 9** | **October 19**
 6:30 PM - 8:00 PM | Middle and High School Library

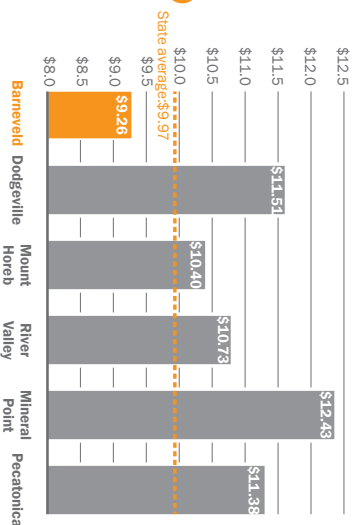


REFERENDUM TAX INFORMATION

CURRENT MILL RATE COMPARISON

The **Mill Rate** is a figure representing the amount per \$1,000 of the assessed value of property, which is used to calculate the amount of property tax.

The Barneveld School District tax mill rate is the lowest in Iowa County.



WHAT WILL THE TAX IMPACT BE?

The estimated average mill rate impact (beginning 2018-19) is **\$2.13** (Base Plan) or **\$2.77** (Base Plan+Project 2) per \$1,000 valuation.

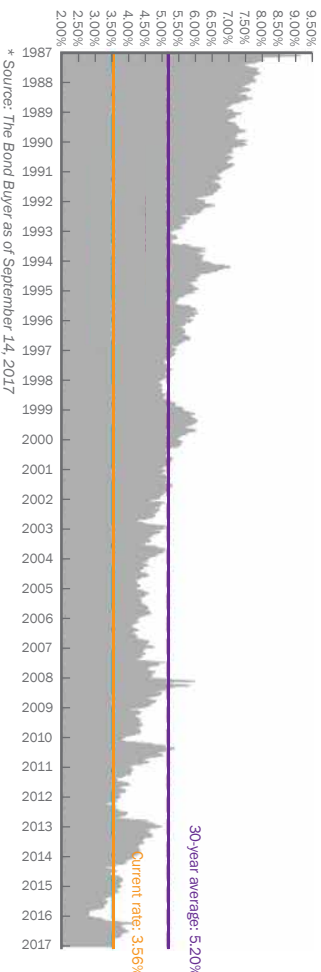
BASE PLAN: \$12.9 Million	
Fair Market Value	Annually
\$100,000	\$213.00
\$200,000	\$426.00
\$36,000	\$36.00

BASE PLAN+PROJECT 2: \$16.3 Million	
Fair Market Value	Annually
\$100,000	\$277.00
\$200,000	\$554.00
\$46,000	\$46.00

* The average impact is the increase above the 2017-18 Fund 39 tax rate.
 ** 20 year borrowing amortized at 4.00% in 2017, 5 year BAN amortized at 3.5% in 2018, and 20 year borrowing amortized at 4.75% in 2023. Mill rate based on 2016 and 2017 (estimate) Equalized Valuation (TD-OU7) of \$205,815,711 and \$210,827,831 respectively, with annual growth of 2.00%.
 *** Tax Impact estimates provided by the District's financial advisor, Robert W. Baird & Co.

HISTORIC INTEREST RATES

BOND BUYER 20-BOND INDEX OF PAST 30 YEARS





Join us to learn more at a
Community Information Nights

October 4 **October 9** **October 19**

6:30 PM - 8:00 PM
Middle and High School Library

Brett Stousland

District Administrator

608.924.4711

bstousland@barneveld.k12.wi.us

www.barneveld.k12.wi.us

PRSRT STD
ECRWS5
U.S. POSTAGE
PAID
EDDM RETAIL

*****ECRWS5****

Local
Postal Customer

**PLEASE VOTE ON
NOVEMBER 7TH!**




Community Information Nights

Wednesday **Oct. 4** Monday **Oct. 9** Thursday **Oct. 19**

6:30 pm - 8:00 pm of
Middle/High School Library

Please Join Us to Learn More

- Topics discussed at Community Information Night:**
- Details of the two referendum questions
 - District needs and referendum solutions
 - Referendum questions and "Why now"
 - Tax impact

Visit
www.barneveld.k12.wi.us
for more information.

- Base Plan Question 1 - \$12.9 Million**
- Replacement of the 1900, 1934, and 1954 Antiquated Portions of the Existing Building
 - Two-Story Elementary, Music and Art Rooms Addition
 - Core Space Addition: Secure Entrance, Commons, Cafeteria, Flexible Space, Kitchen, Elevator
 - HVAC, Plumbing, Electrical Upgrades
 - Parking Area

- Base Plan, plus Project 2 Question 2 - \$3.4 Million**
- Renovated and Expanded Multi-Purpose Space into a Gym
 - Industrial Art STEM Addition
 - Staff/event Parking



REFERENDUM FACT SHEET

BARNEVELD SCHOOL DISTRICT

WHY NOW?

Replacement of the 1900, 1934, and 1954 antiquated portions of the existing building: These areas have far outlasted their life cycle and are not cost effective to renovate to meet current educational needs.

ADA/Handicap Accessibility Concern: The school's multiple ramps and extended corridors severely limit handicap accessibility. Circulation alone takes 16,985 square feet of the current facility, and over 12% of the circulation spaces are taken by the ramps.


Safety and Security Improvements: Conmingled pedestrian, vehicle traffic and bus traffic, lack of a secure entry through an office, and limited side court space in the gym all present current security and safety concerns.

Size Constraints: The kitchen, cafeteria, music, gym, and other core spaces are undersized for the student population. Further, many of the spaces are antiquated dating as far back as 1900.

Air and Moisture Issues: There continue to be moisture and air quality concerns within the school. With the poor drainage on the site, water does not have a good escape away from the building. Along with an outdated mechanical system, this is leading to poor air quality within the building.

Low Interest Rates: Historical low interest rates for municipal bonds make it a good opportunity to invest in the community's future.

65% of all survey Respondent Residents support the District holding a referendum in the fall of 2017.



Over the last year, a **Community Task Force** and the School Board took an active role by hearing concerns of district residents and responding to those concerns with a **community-based, transparent process** that included input of seven Community Task Force Meetings, and a district-wide survey. Through these activities, the district developed a plan to address the **long term needs** of the district. **Infrastructure concerns** and to create modern learning environments.

Educational Programming
Nov. 2017-Jan. 2018
Design Documents and Bidding
Jan. 2018-Aug. 2018

Vote Day
Nov. 7, 2017

Phased Construction
Jun. 2018-Dec. 2019

Estimated Completion
Dec. 2019

Join us to learn more at a **Community Information Nights**
6:30 PM - 8:00 PM | Middle and High School Library

